

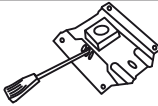
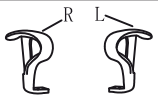

























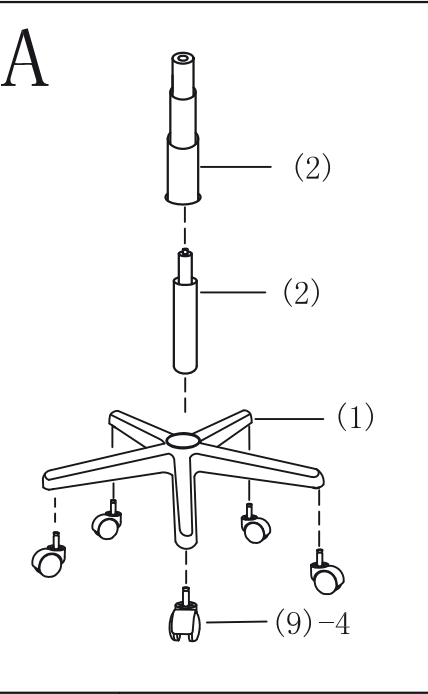


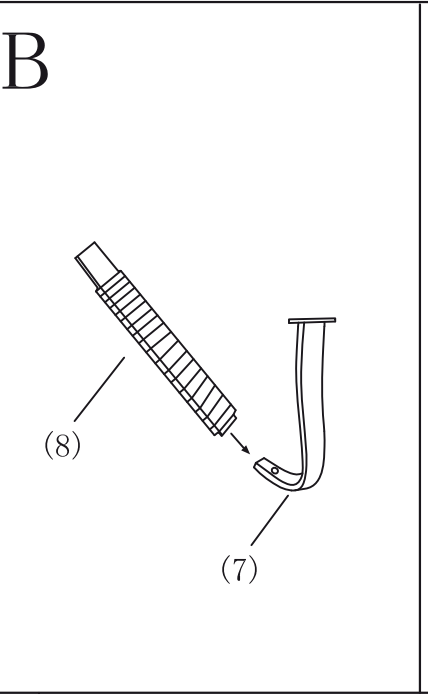
Assembling instruction ICA-CT MC04BLU / ICA-CT MC04GY / ICA-CT MC04RE

(1) Base	(2) Gas Column	(3) Mechanism	(4) Armrest								
											
(5) Seat	(6) Back	(7) Tube bending	(8) Dirt-proof boot								
											
<p>(9)</p> <table><tbody><tr><td>1.  x4 (6x16) mm</td><td>5.  x1</td></tr><tr><td>2.  x6 (6x25) mm</td><td>6.  x1</td></tr><tr><td>3.  x2 (6x25) mm</td><td>7.  x1</td></tr><tr><td>4.  x5</td><td></td></tr></tbody></table>				1.  x4 (6x16) mm	5.  x1	2.  x6 (6x25) mm	6.  x1	3.  x2 (6x25) mm	7.  x1	4.  x5	
1.  x4 (6x16) mm	5.  x1										
2.  x6 (6x25) mm	6.  x1										
3.  x2 (6x25) mm	7.  x1										
4.  x5											

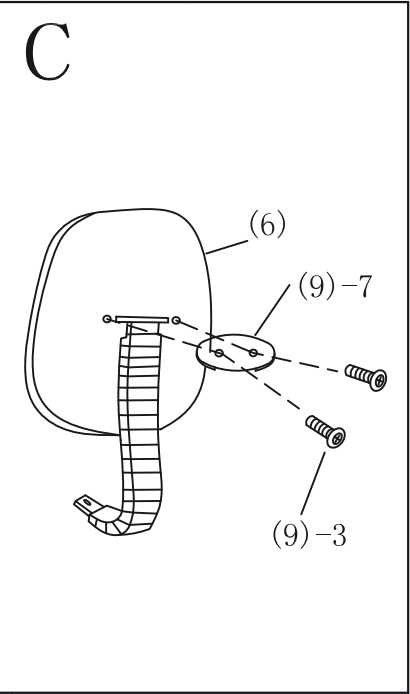
A




B



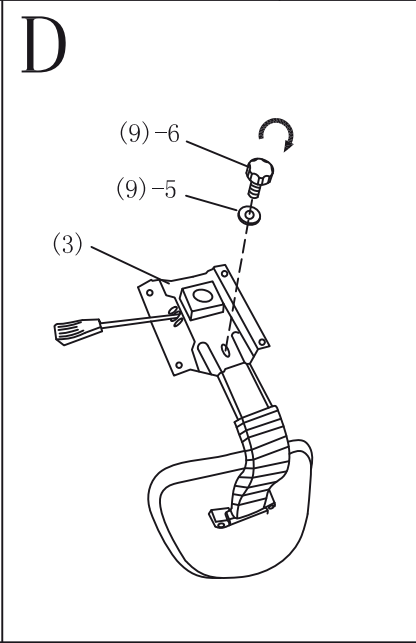
C



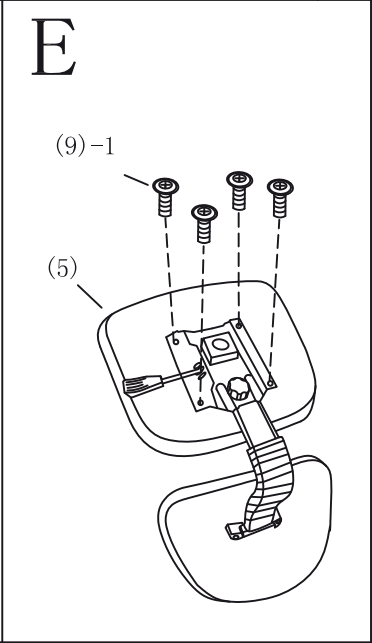
D



E



F



G

